

# GUIDELINES FOR DIGITAL FEATURES AND PLAIN LANGUAGE SUMMARIES

## Contents

OVERVIEW.....	2
FREQUENTLY ASKED QUESTIONS.....	2
What are the benefits of publishing a digital feature with an article?.....	2
How and when can digital features be submitted? .....	3
Are digital features peer reviewed? .....	3
How long does peer review take?.....	3
Who creates the digital feature? .....	4
What disclosure information is required for publication of a digital feature?.....	4
Under what license are Adis digital features published? .....	4
Can the digital feature contain figures, tables, and images from the article? .....	4
Where are digital features hosted?*** .....	5
Guide to the platforms on which Adis digital features can be hosted .....	6
Can Adis create digital features? .....	6
What should be included in a digital feature?.....	7
Will providing a digital feature delay the publication of the original article? .....	7
Are usage metrics on digital features available? .....	8
Are there fees for hosting digital features? .....	8
Does Adis consider plain language digital features? .....	8
Who should I contact for more information?.....	8
MORE DETAILS ABOUT SPECIFIC DIGITAL FEATURES.....	9
Animated video abstracts (created by Adis).....	9
Video abstracts and other video types .....	9
Audio features.....	10
Podcast articles .....	11
Infographics/graphical abstracts.....	12
Interactive Infographics .....	13
Slide decks and audioslides.....	13
PLAIN LANGUAGE SUMMARIES .....	15
Are PLS peer reviewed? .....	15

Where does the PLS appear? .....	15
Are graphical and video PLS accepted? .....	16
Is Adis flexible regarding the format of the PLS? .....	16
When should PLS be submitted to ensure they are published at the same time as the article? .....	16

## OVERVIEW

Adis journals can publish a range of digital features alongside articles, including animated abstracts, video abstracts (talking heads), slide decks, audio slides, instructional videos, infographics, podcasts/audio discussions, and animations. These features are designed to increase visibility, readership, and the educational value of the manuscript content. As all digital features are peer reviewed, our journals strongly recommend submission of such content before publication of the article. However, digital features can be submitted (and peer reviewed) after article publication if necessary. Digital features must provide an accurate representation of the article. Digital features can be embedded in the article, made available on the article's Figshare page via a link from the article and/or added as supplementary material.

This document is divided into a series of **FREQUENTLY ASKED QUESTIONS** about publishing digital features within Adis journals, followed by **INSTRUCTIONS FOR AUTHORS**, covering creation guidelines for each of the digital features.

If you have any further queries, or would like to make a pre-submission enquiry to one of our Adis journals, please contact Niamh Clarke ([Niamh.clarke@springer.com](mailto:Niamh.clarke@springer.com)).

## FREQUENTLY ASKED QUESTIONS

### What are the benefits of publishing a digital feature with an article?

Consistent feedback from our readers indicates that digital features provide concise, easy-to-digest summaries of articles, saving time and facilitating understanding of complex content for many audience types such as time-poor clinicians, generalists, members of the public, and non-native English speakers.

There are many published studies that demonstrate the value of publishing a digital feature with a manuscript. A recent [PLOS One article](#) demonstrating that video abstracts increase readership understanding of data (for both science and non-science readers). In 2017, Springer Nature and Research Square conducted a [matched-cohort study](#) that indicated articles with digital features are at least 80% more downloaded than articles without. Furthermore, Altmetric scores for articles containing digital features are generally doubled (106% higher). In 2014, [Spicer et al](#) found that articles with video abstracts are more downloaded than those without. At the ISMPP Annual Meeting 2021, two studies showed that healthcare professionals prefer to receive information in innovative formats such as infographics, videos and podcasts (Poster 8), and will often proceed

directly to publication enhancers before reading an article of interest (Poster 13). At ISMPP EU 2021, a case study of an Adis article found that the combination of digital features and open access significantly increased the reach of an article (Poster 13).

### **How and when can digital features be submitted?**

Pre-submission enquiries are encouraged for digital features to allow the editors to assess the feature for suitability prior to formal submission ([see contact](#)).

It is strongly recommended that digital features be submitted through the Adis submission system (Editorial Manager) alongside the submitted manuscript. They can also be emailed directly to Adis at the time of manuscript submission ([see contact](#)). For features submitted before final acceptance, there are no additional fees.

Features can however be submitted after article acceptance/publication by emailing them directly to Adis ([see contact](#)). A fee is applicable for retrospectively submitted digital features (submitted after final acceptance) to cover the extra round of peer review and processing (see [Are there fees for hosting digital features?](#)). It is recommended that retrospective features be submitted within one year of the original publication.

### **Are digital features peer reviewed?**

Yes. All digital features are peer reviewed by external experts to ensure they accurately reflect the original manuscript. To emphasize this, digital features carry a tag saying 'Peer-reviewed content'.

If the digital feature is submitted alongside the original manuscript, peer review is carried out simultaneously. However, if this material is submitted retrospectively (post acceptance), peer review will also have to take place retrospectively and a fee will be applicable ([see below](#)).

For talking head videos (i.e. author[s] talking to camera) or audio-only features, Adis requires only the script in order to peer review the content. However, for video features/audio features accompanied by visual elements, Adis requires the script plus the images (i.e. a storyboard, where the images are shown in relation to the text). Once the script (and storyboard) has (have) been peer reviewed by the journal and the authors have incorporated the suggested changes, the filming/creation of the digital feature can then commence. The journal will then check all completed videos/audio to ensure they match the approved storyboard/script.

### **How long does peer review take?**

If submitted with the original manuscript, peer review occurs simultaneously – see individual journal websites for peer review timelines. If the digital feature is submitted retrospectively, the team will aim for a 1 - 2-week turnaround time.

If the feature is submitted after article acceptance, Adis will endeavor to recruit the reviewers of the original manuscript for the digital feature review.

If the Editor deems that a feature is not appropriate (e.g. is of poor quality, not an accurate reflection of the article content, overtly promotional), they reserve the right to reject it prior to, or following, peer review.

## **Who creates the digital feature?**

Authors are welcome to supply digital features themselves. Alternatively, Adis has the capability to create digital features on behalf of authors (such as animated abstracts, talking head video abstracts, slide decks, podcast articles, infographics, and more). Please see below section '[Can Adis create digital features?](#)' for more information.

If the content is developed by Adis, authors and funders have the opportunity to review and approve the content before and after peer review (unless the feature is sponsored through an unrestricted educational grant). Please [contact us](#) for details and the fees for Adis-created features.

## **What disclosure information is required for publication of a digital feature?**

All digital features hosted on Figshare or as supplementary material must include a basic disclosure statement referring readers back to the original content for complete disclosure information. No further disclosure information is required. This statement will be added by Adis prior to publication.

## **Under what license are Adis digital features published?**

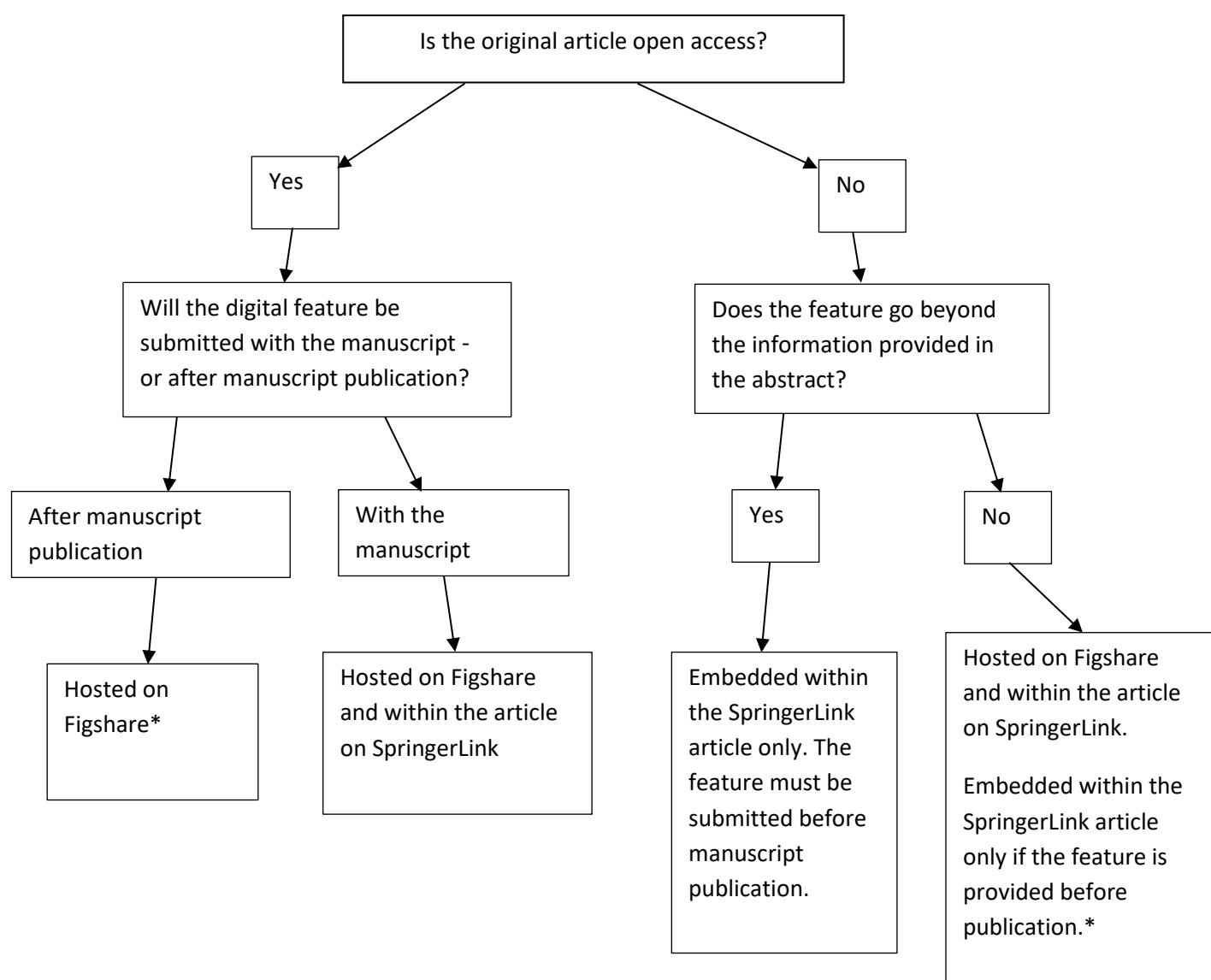
All Adis digital features are published under the [Creative Commons Attribution Non-Commercial \(CC-BY-NC\) license](#).

## **Can the digital feature contain figures, tables, and images from the article?**

Yes - provided the original article is open access and the figures/tables/images are the authors' own creation. Authors wishing to include figures, tables, or significant text passages that have been published elsewhere are required to obtain permission from the original copyright owner(s) and to include evidence that such permission has been granted when submitting the digital feature. All material received without such evidence will be assumed to have been originated by the authors.

## Where are digital features hosted?\*\*

This depends on whether the original article is published open access, and whether the feature is submitted before or after publication of the original article (see the flowchart below which covers author-created features). Adis strongly recommends that all articles with accompanying digital features are made open access to ensure readers can access both the manuscript and the accompanying feature. Adis also strongly recommends that features are submitted before publication so that they may be embedded within the manuscript. We endeavor to embed retrospectively submitted features, however, this can take time and may not always be guaranteed.



\*If the feature is added after manuscript publication, we will also endeavour to embed the feature retrospectively within the SpringerLink article – either below the abstract or near the end of the article as electronic supplementary material (ESM). However, this process is not always guaranteed.

\*\*For animated abstracts co-created by Adis and Research Square, there is the option of also hosting on YouTube and Vimeo.

## Guide to the platforms on which Adis digital features can be hosted

**Figshare:** Figshare is Springer Nature's open access supplementary materials platform, dedicated to hosting extra materials including digital features associated with an original article. Most digital features are hosted on Figshare. If the digital feature is hosted on Figshare, the hyperlink to the Figshare page will be displayed within SpringerLink article. An example of an Adis Figshare page can be viewed [here](#).

**SpringerLink:** The Springer Nature platform where Adis journal articles are published. Adis can embed certain features (e.g. images, videos, audio files) and hyperlinks to externally-hosted digital features within the SpringerLink article page. Features are usually embedded if the feature is submitted before publication. However, if the feature is submitted after the manuscript is published, we will also endeavor to retrospectively embed the feature within the SpringerLink article (however this process is not always guaranteed and can take time). An example of an embedded video abstract can be viewed [here](#). If a feature cannot be embedded, it will be added as supplementary material.

**Other:** At the author's request, animated abstracts created by Adis and Research Square (see '[can Adis create digital features](#)' section below) can also be hosted on YouTube and Vimeo to achieve maximum exposure.

## Can Adis create digital features?

Yes. Adis can create slide decks, podcast articles and talking head video abstracts. Adis also partners with Research Square for the creation of animated video abstracts and infographics. Given our editorial expertise and high standards, Adis-created digital features are guaranteed to be of high quality. Adis branding and labelling are included within each feature to mark this quality and the peer-reviewed nature of the content. Fees are applicable for Adis-created digital features. See [Are there fees for hosting digital features?](#) for details. Details on the specific types of features created by Adis are listed below:

**Animated video abstracts:** Adis and Research Square work together to create a 3-4-minute animated video with subtitles and voiceover to showcase the key findings of an article. Technical jargon is avoided, and engaging visuals are created to make the research accessible to a broad audience. The author is given the opportunity to review the script, storyboard, and video prior to publication. Adis will arrange for the digital feature to be peer reviewed to ensure that it faithfully reflects the manuscript. At the author's request, these features can be hosted on YouTube and Vimeo as well as on the Adis Figshare platform to maximize discoverability. Standard timelines for production are: 10 working days for script creation, 5 days for storyboard creation, and 15 days for video creation. If you would like us to create an animated digital abstract to accompany your manuscript, please contact Adis ([see contact](#)).

**Talking head video abstracts:** Adis can create talking head video abstracts, where the author can present and discuss the manuscript findings. Slides may be included depending on author preference. Adis arranges the recording, editing, and publication of the video abstract. Adis can also create slides to accompany the video if requested (see slide decks below).

**Infographics:** Adis and Research Square work together to create infographics (graphical abstracts) based on the key elements of the original manuscript. These 1-page features are designed to capture the key points of an article using appropriate text and graphical elements. Infographics provide readers with an educational tool to disseminate research to peers, in a medium designed to support

assimilation of the data. [See below](#) for more information.

**Slide decks:** Adis can create slide decks that summarize an article using key text and figures, providing readers with an educational tool that can be used by authors to disseminate their research to peers. These can also be created to accompany an Adis-created audio abstract/talking head video abstract (see above).

**Podcast articles:** Adis can create podcast articles if they are funded through a 'hands off' unrestricted educational grant process. The topic is agreed between the sponsor and Adis. However, author choice and final content are made by the editor and the recruited author.

**Other types of features:** Adis is additionally able to create other types of features, and we encourage authors to [contact us](#) to discuss this further.

### What should be included in a digital feature?

Digital features such as animated abstracts or video abstracts should provide a fair and balanced representation of the article. Digital features can also portray a procedure or aspect of the research that would benefit from visual explanation, such as complex methodology, a surgical technique, or simplifying an in-depth data set through visualization.

The digital feature is designed to complement and represent the data within the article. Therefore, whilst we welcome the inclusion of tables and figures from the article, the digital feature should not introduce new data that was not discussed in the article.

The information required depends on the features and where it is hosted. For example, videos hosted on Figshare or as supplementary material require Adis branded intro and outro slides, including the full article citation, a reference to the disclosure information in the original manuscript, the 'open access' logo (where applicable) and the 'peer reviewed' label. This is included so that the reader can clearly identify the original source. Video and graphical abstracts embedded in SpringerLink will also include this information. However, for short videos embedded within the main text (e.g. surgical videos) this may not be required. Adis will add this information to the feature, where applicable, unless the author has already added this themselves. Please contact Adis for templates, which vary dependent on the type of feature ([see contact](#)).

### Will providing a digital feature delay the publication of the original article?

Not necessarily. Adis strongly recommends that digital features are submitted with the original manuscript. The feature will be processed with the original paper as per the journal's standard timelines. However, if the authors decide to create a digital feature during the publication process, they may wish to hold publication of the article so that the feature can be published simultaneously with the manuscript.

Alternatively, Adis will endeavor to embed features retrospectively (post-publication of the article) on SpringerLink and/or include the feature on the article's associated Figshare page.

We recommend adding features no longer than 1-year post-article.

---

### **Are usage metrics on digital features available?**

Yes. Metrics are available on an article's associated Figshare page and include: the number of page views, the total downloads of the features on the page, where and how many times the Figshare page has been cited, and associated Altmetrics. For content embedded within the original article on SpringerLink, metrics are available on the article page, including number of downloads, citations and Altmetrics.

### **Are there fees for hosting digital features?**

If a digital feature is submitted before final acceptance of the article, there are no fees. However, if a feature is submitted after acceptance, or if a feature is created by the Adis team, a fee will be applicable to cover editorial development and publication processing costs. There may also be fees for interactive infographics, linked to from the article, that Springer Healthcare host on our own platforms. Please [contact Adis](#) for more information.

### **Does Adis consider plain language digital features?**

Yes, Adis can consider digital features in a plain language format. The feature may be aimed at non-specialists in the field, including members of the public and non-academics. The plain language digital feature will be treated like any other digital feature. For more information on plain language summaries please read the section [below](#).

### **Who should I contact for more information?**

Adis welcomes any enquires and will be happy to answer any further questions you may have. Please contact [niamh.clarke@springer.com](mailto:niamh.clarke@springer.com).




## MORE DETAILS ABOUT SPECIFIC DIGITAL FEATURES

Below you will find examples of digital features and instructions on how these are created and processed by the journal.

### Animated video abstracts (created by Adis)

Adis is able to create animated video abstracts through its partnership with Research Square. A 3-4-minute animated video can be created with a voiceover to showcase the key results and content of any article. This process usually begins once the article has been accepted, to ensure that the video reflects the final version of the manuscript. Adis branding and declaration of peer review are clearly displayed on the title slide. Technical jargon is avoided, and engaging visuals are created, making the research accessible to a broad audience.

Authors have the opportunity to review the script and video before publication to ensure that they are happy with the finished product. Adis also arranges peer review of the digital feature to ensure that it faithfully reflects the manuscript. Animated videos can be embedded within the article on Springerlink and hosted on the article's Figshare page article. At the author's request, these features can be hosted on YouTube and Vimeo as well as the Adis Figshare platform to maximize discoverability. Standard timelines are: 10 working days for script creation, 5 days for storyboard creation, and 15 days for video creation.



### Video abstracts and other video types

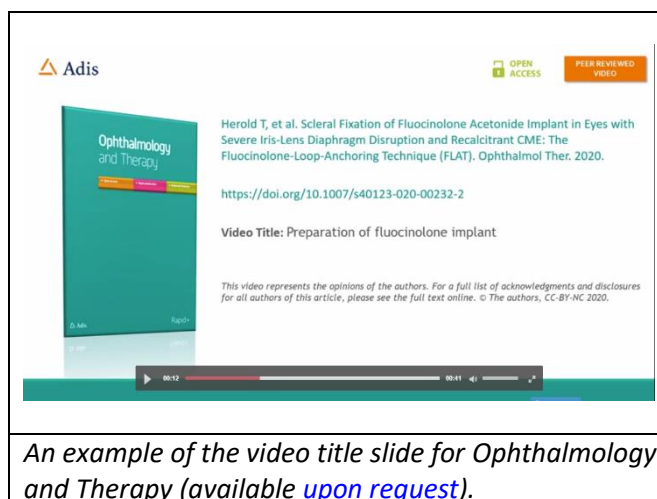
Authors are welcome to submit a video in association with an article to enhance its educational value. Authors may present the key findings of their research (video abstract), demonstrate a device or procedure, or another type of video that communicates a complex aspect of the manuscript effectively. All videos must accurately represent the article or an aspect of it.

If the feature is a 'talking head' (i.e. the author speaking without accompanying visuals), the author should provide a transcript of their video prior to recording. This allows Adis to peer review the transcript, allowing the author the opportunity to revise the video content in the light of any feedback and thus avoiding the need for repeated recordings. For videos that contain any other visuals (such as tables, figures, animations), a storyboard is required for peer review purposes. If the final recording deviates significantly from the approved transcript, the feature may need a further round of peer review. Authors may provide the final video for initial peer review, however, peer reviewers may request major amends which would require the authors to re-record the video.

The raw video file should be provided, in case the file needs to be formatted in house. An Adis 'bumper' animation will be added to the video before publication. This bumper will usually be added by Adis, but can be provided to authors for inclusion if required (contact Adis - [see contact](#)). Video abstracts will always include these slides; however, videos embedded within the main text (e.g. procedural videos, or animated graphs) will not. The version on Figshare should always include these slides.

Supported file types for submission are mp4 and wmv. Maximum file size is 25 GB. There is no set limit on the length of a video, provided they do not exceed 25 GB. However, excessively long videos may be queried during peer review, and authors may be requested to reduce the length.

Adis encourages authors to include subtitles to increase visibility and accessibility; however, this is not mandatory.



Adis can also create talking head video abstracts in collaboration with the author(s) of a manuscript. Adis arranges the recording, editing and publication of the video abstract. It is the responsibility of the authors to create a script. Adis can also assist with the creation of an accompanying [slide deck](#). Please [contact Adis](#) for more details of this service.

## Audio features

Authors are welcome to submit audio features, for example, an audio abstract or audio panel discussion.

The author should provide a transcript of their audio feature prior to recording. This allows Adis to peer review the transcript, allowing the author the opportunity to revise the content in the light of any feedback and thus avoiding the need for repeated recordings. The final audio recording will be checked to ensure it matches the approved script. If the final audio recording deviates significantly from the approved script, the feature may need a further round of peer review. Instead of providing a script for peer review, authors are welcome to skip this step and provide the audio feature for peer review; however, peer reviewers may request amendments, which would require the authors to re-record the audio.

Most file types are supported, though mp3, wav, or wma are recommended. However, in order to be embedded within the SpringerLink article, an audio recording must be converted into video (mp4 or wmv), and an Adis bumper will be added to this, either by the author or by the in-house editorial team (see "[What should be included in a digital feature?](#)" for more information). Please [contact Adis](#) if you would like a copy of this template. Alternatively, Adis can add the cover slide on behalf of the authors.

## Podcast articles

Podcast articles follow a Commentary-style of publication, and typically feature a Q&A style expert discussion with the author (or authors) around a topic of clinical interest, such a clinical data or real-life expert experience and opinions.

Open access Adis podcasts are published on SpringerLink, Figshare and a number of popular podcast platforms (including Apple, Spotify, and Google Podcasts). Podcast articles published without an open access license are hosted behind the paywall on SpringerLink only. The SpringerLink-hosted version consists of the audio podcast, along with the verbatim transcript. This transcript is typeset and published as a regular article within the journal with a DOI.

Abstract for podcast articles are recommended (maximum 300 words). The abstract should address the need for the podcast discussion and give a general overview of the content of the podcast, such as the main talking points.

The journal strongly encourages authors to contact the relevant journal with a pre-submission enquiry before initiating a podcast article to ascertain editor interest in the topic. Once the topic has been approved, a detailed outline (including a title page with authors and their affiliations) should be provided to the journal editor. The outline will be assessed to ensure it is fair/balanced, topical and of interest to the journal readership. The outline will be peer reviewed and comments are sent back to the author(s) for amending before recording the podcast. Once the podcast has been recorded, it should be sent back to the journal with the transcript. This final recording will be peer reviewed to ensure it aligns with the approved outline, and the author/s do not make unsupported claims (opinions are welcomed, but must be balanced and rational).

Adis will add a cover slide to the podcast before final acceptance for the version hosted on SpringerLink.

Key considerations when recording a podcast:

- The recommended length for a podcast is roughly 20-30 minutes.
- The author (or co-presenter) should introduce themselves and the speakers, the name of the journal the podcast is being hosted in, and the topic they will be discussing.
- Ensure the author can be clearly heard and understood by testing their equipment before making the recording.
- Avoid recording in large rooms with echo or background noise.
- Authors should take pauses between statements wherever possible. This will make editing easier, especially if sections need to be removed following peer review. The pauses can also be removed during the editing process.
- Adis encourage authors to cite references wherever possible. These can then be added to the transcript.

Adis welcome unsolicited podcast articles. Adis can create podcast articles if they are funded through a 'hands off' unrestricted educational grant process. The topic is agreed between the

sponsor and Adis. However, author choice and final content are made by the editor and the recruited author.

Examples of podcast articles can be found [here](#). Please [contact us](#) for details or if you wish to make a pre-submission enquiry.

## Infographics/graphical abstracts

An infographic is a visual representation of information and/or data. It may summarise the whole article (graphical abstract) or a particular point within the article. Authors are welcome to create an infographic themselves. Alternatively, Adis can create infographics on behalf of authors.

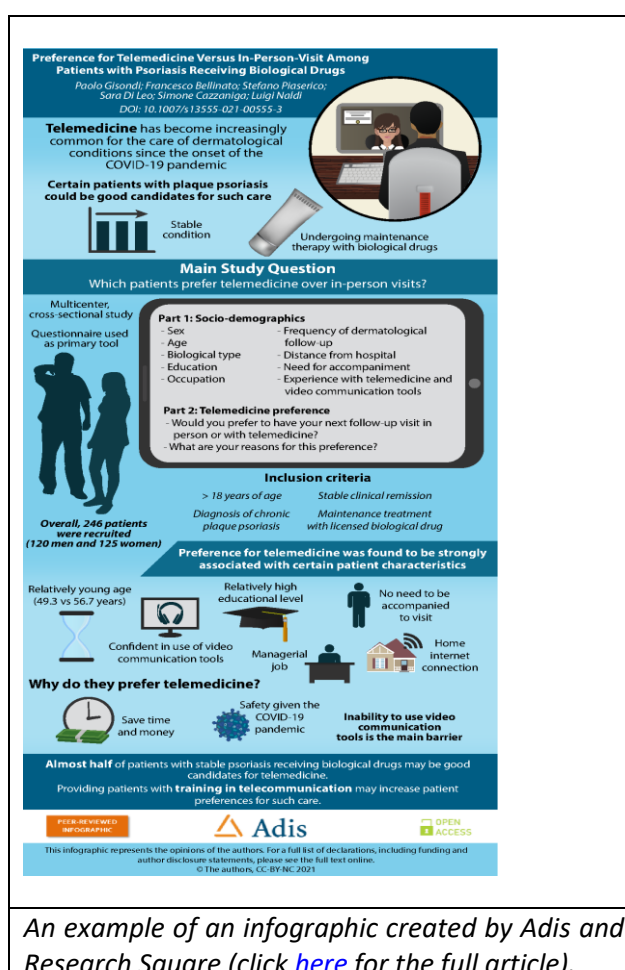
Infographics can be embedded in the HTML/PDF version of the manuscript, and/or uploaded onto the article's associated Figshare page. If an infographic is submitted or created post-article publication, it is usually only hosted on the Figshare page. However, we will endeavor to embed the infographic retrospectively in the HTML version of the article (although this cannot always be guaranteed).

Author-created infographics must include specific logos and disclaimer information (see [“What should be included in a digital feature?”](#) for more information). These should be requested from the relevant journal for inclusion in the final infographic.

Graphical abstracts, which will be inserted just below the abstract, should also meet the following requirements:

- The feature should include the title and author names.
- The feature should be limited to a maximum of 290mm in height, and have a maximum width of 140mm.
- The size of the text should be no smaller than 10 pts.
- We would prefer to receive the graphical abstract as a PDF.

If the graphical abstract does not meet the above sizing criteria it cannot be embedded as part of the abstract and will be added to the article's Figshare page and/or as supplementary material only. Infographics relating to a specific part of the text may be inserted as regular figures, and do not need to meet the above sizing guidelines.



For Adis-created infographics, they will be created once the article has been accepted for publication. The authors will be given the opportunity to review and suggest amendments prior to publication.

### Interactive Infographics

Adis can publish peer-reviewed interactive infographics (infographics with animated elements). These features can be published on a separate website (linked to from the main manuscript) and/or within the manuscript as supplementary material. An example can be found [here](#).

Springer Healthcare can create a platform to host the interactive infographic (a fee will be charged for this option). In this scenario, Adis would peer review the infographic since it will be hosted by the publisher. Alternatively, authors may wish to host the infographic on their own platform. In this instance, the feature would not be peer reviewed, and would be treated like a regular reference within the article. There are no extra fees if authors choose this option. It is the responsibility of the author to maintain the hyperlink.

Authors should provide Adis with the link to the interactive infographic (if the author/funder is to host it) or HTML of the interactive infographic (if Springer Healthcare are to host it) before publication.

Please [contact us](#) for more information. Please note Adis cannot currently create these features.

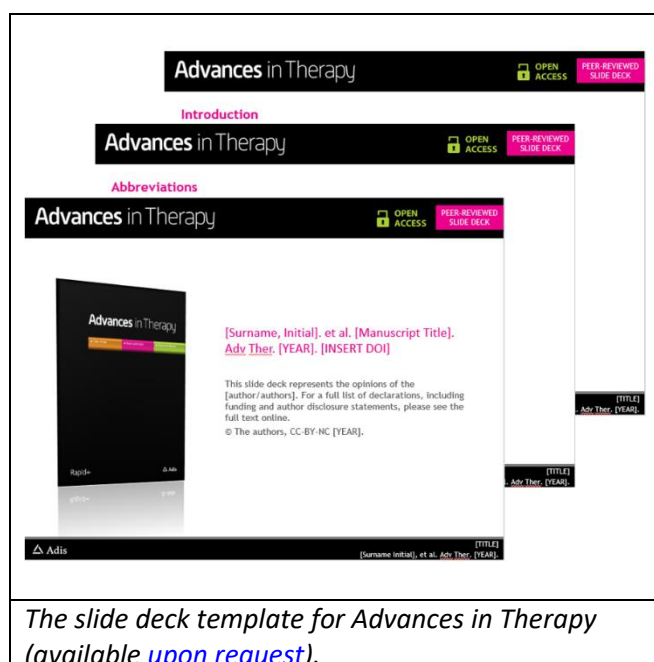
### Slide decks and audioslides

Slide decks and audioslides summarize an article using bullet points and graphics to provide a digestible presentation of the key facts and figures. Whilst slide decks are simply presentation slides, audioslides include narration and are published as videos. Audioslides can therefore be embedded within the SpringerLink text, whilst slide decks will be hosted on Figshare and as supplementary material.

Slide decks and audioslides are perfect for readers who prefer assimilating data quickly and succinctly, and additionally enable others to present published findings to other colleagues.

Authors are welcome to create their own, or may request Adis to create slide decks on their behalf (a fee applies for this service).

It is recommended that slides should have the following basic structure: Title slide, Abbreviations, Introduction, 'Slides related to the article content', Discussion and Conclusion.



Slide decks and audioslides are published using the relevant journal's PowerPoint template. Please request a PowerPoint template from Adis ([see contact](#)), indicating the journal to which you intend to submit. However, Adis can transfer slide deck presentations to PowerPoint on behalf of an author, provided the slides are submitted in PowerPoint format.

For audioslides, both script and slides are required in order to carry out peer review. Recording of the audio can then commence after peer review. Once the final version has been submitted, this will be checked to ensure it sufficiently matches the original script.

If you would like Adis to create your slide deck, please [contact us](#) for details of the fee and the process.

Supported file types for audioslides (video format) are mp4 and wmv. Maximum file size is 25 GB.

## PLAIN LANGUAGE SUMMARIES

All Adis journals welcome plain language summaries (PLS) alongside any article. PLS are an effective tool to summarise your paper, extending the reach and impact that the paper can have, and making it accessible to a wider audience. The aim of the PLS is to assist in understanding the scientific content and overall implications of the manuscript. The summary should be aimed at non-specialists in the field, including members of the public and non-academics.

The PLS should be no more than 250 words and should be placed below the abstract and before the introduction to the article.

- The summary should be based on the abstract of the paper and should be written in an easy-to-understand manner, using language that is accessible language but does not patronise the reader
- Sentences should be written in the active voice, and should consist of short, clear sentences broken up into relevant sections
- Keywords from the abstract should be used and defined where needed. Jargon should be avoided other than where absolutely necessary, in which case it should be defined in full the first time it is used
- Abbreviations should be avoided

Two examples are provided below:

<https://link.springer.com/article/10.1007/s40273-020-00967-7>

<https://link.springer.com/article/10.1007%2Fs12325-020-01377-z>

### Are PLS peer reviewed?

Yes. If submitted with the manuscript, initial comments on the PLS and manuscript will be returned at the same time. We highly recommend submitting the PLS and the manuscript together so that the materials can be reviewed simultaneously. If you wish to submit a PLS after publication, this is possible, however, Adis will publish a correction notice to notify readers.

### Where does the PLS appear?

If the PLS is text-based, 250 words, formatted as a single paragraph, and submitted prior to publication of the article, the PLS will appear in the HTML and PDF versions of the manuscript directly under the abstract. This will ensure that the PLS is easily discoverable/accessible for all readers. The PLS in this format will also be hosted on PubMed. However, if the text-based PLS is substantially longer than 250 words and not submitted as a single paragraph, it may be hosted on Figshare or as supplementary material only.

Standard PLS submitted post-publication of the article will be added via a correction notice. The correction notice will appear on PubMed.

---

**Are graphical and video PLS accepted?**

Yes, Adis is happy to consider graphical or video PLS. These can be embedded within the original article on SpringerLink and also on Figshare. A graphical or video PLS should contain the necessary bumper information (for videos) and Adis logo images (for videos and graphical PLS). Please contact Adis for the provision of these items. Note that a graphical PLS will not appear on PubMed. For more information, please see the relevant digital feature sections above.

**Is Adis flexible regarding the format of the PLS?**

If an author creates a PLS outside of the above-mentioned recommended formats (such as a PLS slide deck), it will usually be possible for this to be accommodated. Depending on the format, non-standard PLS types may be hosted on the Figshare page, or as supplementary material, only.

**When should PLS be submitted to ensure they are published at the same time as the article?**

In order for a PLS to be included within the article, Adis should receive the final PLS upon acceptance of the article. In cases where the text-based PLS is not provided in the standard PLS formats and is destined to be hosted on Figshare only, Adis would ideally still like to receive the final PLS as soon as possible – preferably once the article has been accepted or at least by the time the author receives typeset proofs for checking (usually 3 weeks after acceptance).

If a PLS is taking longer than anticipated to finalise, it is possible for an article to be put 'on hold' until the PLS is ready to send to Adis. Alternatively, the article can be published first, with the PLS added afterwards through a correction notice (standard PLS), or on the article's Figshare page (non-standard and/or graphical/video PLS). We try to be as flexible as we can, where possible.